



BASEY, SAMAR (WESTERN SAMAR) - HSWG Partner Reporting

Recovery Shelter Activities (as of 06-OCT-2014)

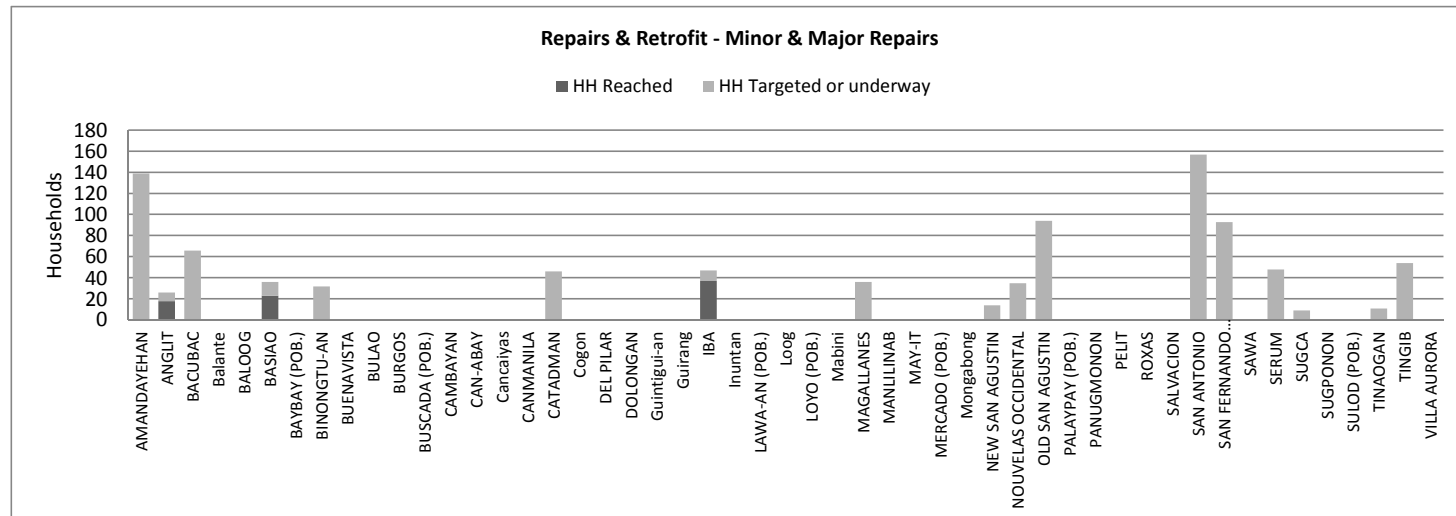
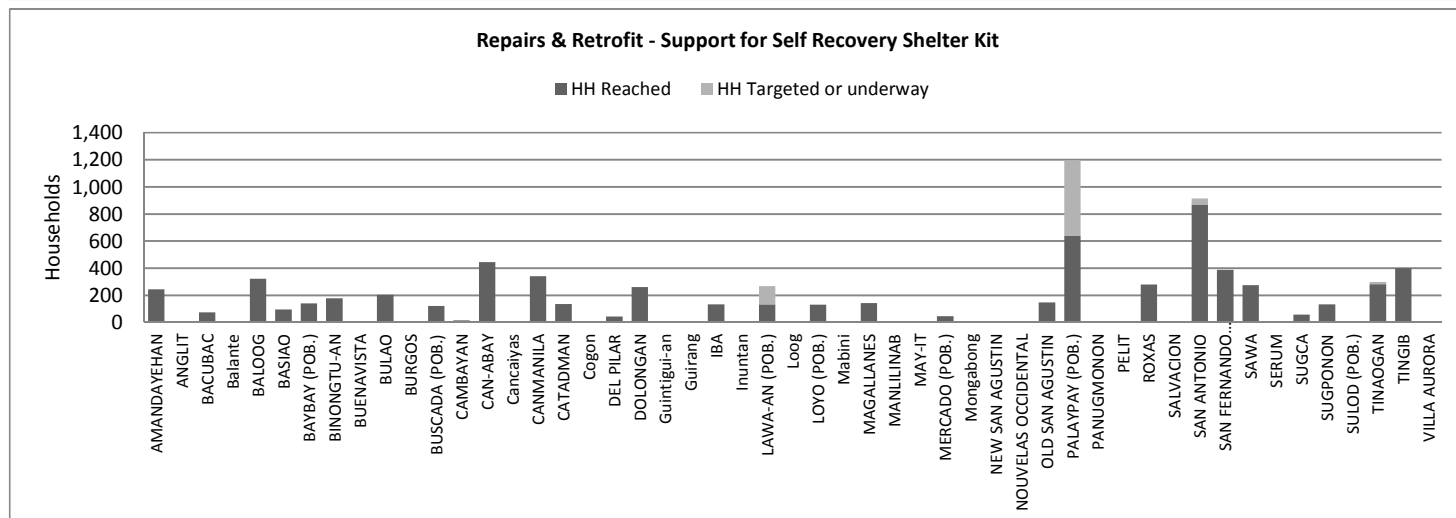
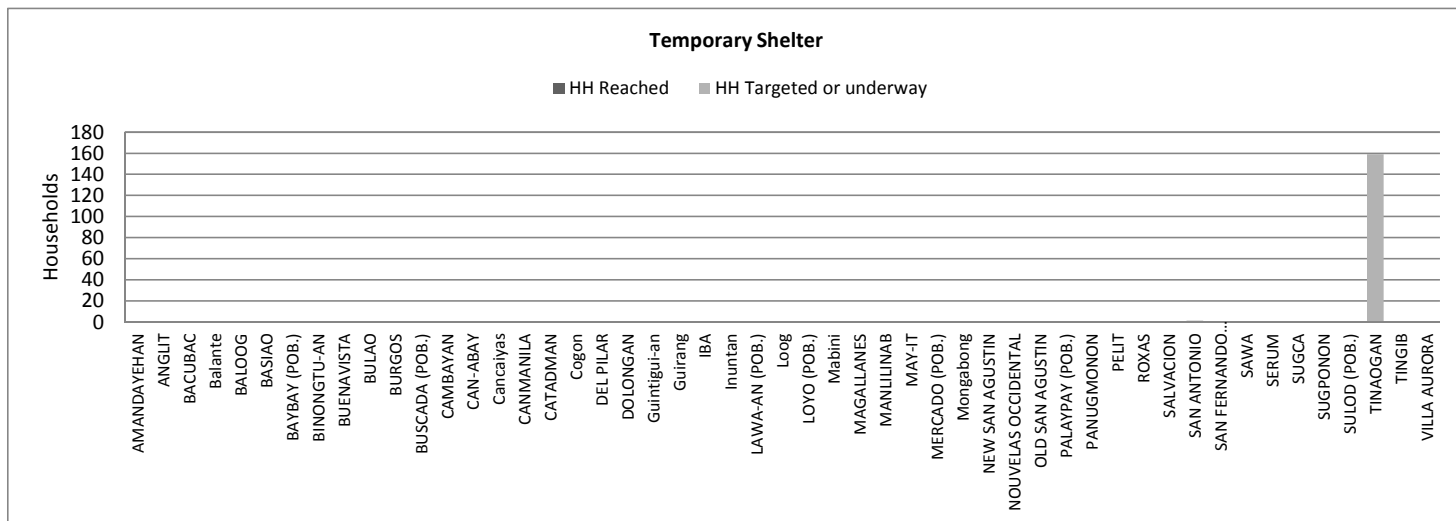
The graphs shown below represent the sum of households who have received (HH reached) or who will receive (HH targeted or underway) recovery shelter support by HSWG partner agencies. Numbers reached are those reported to the HSWG by 6th October 2014. Household number do not represent the total needs by Barangay - for this, consult with relevant Barangay or Municipality. PLEASE NOTE - scale differs in each graph.

For explanation of intervention types, please see Shelter Cluster Recovery guidelines:

<https://www.sheltercluster.org/Asia/Philippines/Typhoon%20Haiyan%202013/Documents/Recovery%20Shelter%20Guidelines.pdf>

The full data set of HSWG data can be found here:

<https://www.sheltercluster.org/Asia/Philippines/Typhoon%20Haiyan%202013/Documents/20141003%20HSWG%20Database%20for%20website.xlsx>



BASEY, SAMAR (WESTERN SAMAR) - HSWG Partner Reporting Recovery Shelter Activities (as of 06-OCT-2014)

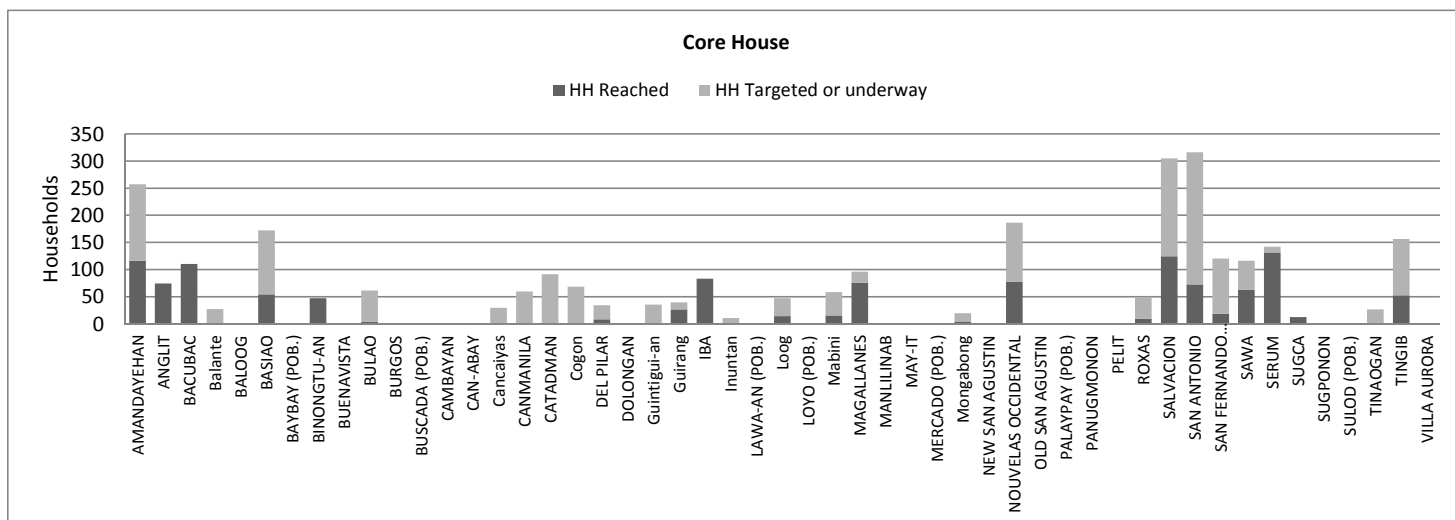
The graphs shown below represent the sum of households who have received (HH reached) or who will receive (HH targeted or underway) recovery shelter support by HSWG partner agencies. Numbers reached are those reported to the HSWG by 6th October 2014. Household number do not represent the total needs by Barangay - for this, consult with relevant Barangay or Municipality. PLEASE NOTE - scale differs in each graph.

For explanation of intervention types, please see Shelter Cluster Recovery guidelines:

<https://www.sheltercluster.org/Asia/Philippines/Typhoon%20Haiyan%202013/Documents/Recovery%20Shelter%20Guidelines.pdf>

The full data set of HSWG data can be found here:

<https://www.sheltercluster.org/Asia/Philippines/Typhoon%20Haiyan%202013/Documents/20141003%20HSWG%20Database%20for%20website.xlsb>





BASEY - HSWG Partner reporting

Recovery Shelter activities (as of 06-OCT-2014)

Interventions By AGENCIES

The data shown below represent the sum of households who have received (HH reached) or who will receive (HH targeted or underway) recovery shelter support by HSWG partner agencies. Numbers reached are those reported to the HSWG by 6th October 2014. The full data set of HSWG data can be found [here](https://www.sheltercluster.org/Asia/Philippines/Typhoon%20Haiyan%202013/Documents/20141003%20HSWG%20Database%20for%20website.xlsb):

<https://www.sheltercluster.org/Asia/Philippines/Typhoon%20Haiyan%202013/Documents/20141003%20HSWG%20Database%20for%20website.xlsb>

Agency	Temporary Shelter		Repairs & Retrofit		Core House		Permanent House		Total HH Reached	Total HH Targeted
	HH Reached	HH Targeted	HH Reached	HH Targeted	HH Reached	HH Targeted	HH Reached	HH Targeted		
DFID RRF/Habitat for Humanity			3,350	3,350					3,350	3,350
Food for the Hungry Philippines			555	1,244					555	1,244
Global Communities			0	300					0	300
NCCP-ACT ALLIANCE					221	462			221	462
Operation Blessing					14	14			14	14
Order of Malta			0	200	39	350			39	550
Plan International			2,755	2,755					2,755	2,755
PRC - ICRC					81	535			81	535
PRC - Spanish Red Cross			78	743	833	1,483			911	2,226
Tdh Lausanne	0	160	0	61					0	221
TESDA			20	20					20	20
Grand Total	0	160	6,758	8,673	1,188	2,844			7,946	11,677

**BASEY - HSWG Partner reporting****Recovery Shelter activities (as of 06-OCT-2014)****Interventions By BARANGAYS**

The data shown below represent the sum of households who have received (HH reached) or who will receive (HH targeted or underway) recovery shelter support by HSWG partner agencies. Numbers reached are those reported to the HSWG by 6th October 2014. The full data set of HSWG data can be found [here](https://www.sheltercluster.org/Asia/Philippines/Typhoon%20Haiyan%202013/Documents/20141003%20HSWG%20Database%20for%20website.xlsx):

<https://www.sheltercluster.org/Asia/Philippines/Typhoon%20Haiyan%202013/Documents/20141003%20HSWG%20Database%20for%20website.xlsx>

	Temporary Shelter		Repairs & Retrofit		Core House		Permanent House		Total HH Reached	Total HH Target
Barangay	HH Reached	HH Target	HH Reached	HH Target	HH Reached	HH Target	HH Reached	HH Target		
AMANDAYEHAN			244	383	116	257			360	640
ANGLIT			18	26	74	74			92	100
BACUBAC			73	139	110	110			183	249
Balante					0	27			0	27
BALOOG			322	322					322	322
BASIAO			119	132	54	172			173	304
BAYBAY (POB.)			141	141					141	141
BINONGTU-AN			178	210	47	47			225	257
BUENAVISTA										
BULAO			205	205	3	61			208	266
BURGOS										
BUSCADA (POB.)			121	121					121	121
CAMBAYAN			14	14					14	14
CAN-ABAY			445	445					445	445
Cancaiyas					0	29			0	29
CANMANILA			341	341	2	59			343	400
CATADMAN			136	182	0	91			136	273
Cogon					0	68			0	68
DEL PILAR			43	43	8	34			51	77
DOLONGAN			261	261					261	261
Guintigui-an					0	35			0	35
Guirang					26	39			26	39
IBA			171	181	83	83			254	264
Inuntan					0	10			0	10
LAWA-AN (POB.)			132	267					132	267
Loog					14	47			14	47
LOYO (POB.)			130	130					130	130
Mabini					15	58			15	58
MAGALLANES			142	178	75	96			217	274
MANLILINAB										
MAY-IT										
MERCADO (POB.)			46	46					46	46
Mongabong					4	19			4	19
NEW SAN AGUSTIN			0	14					0	14
NOUELAS OCCIDENTAL			0	35	77	186			77	221
OLD SAN AGUSTIN			148	242					148	242
PALAYPAY (POB.)			641	1,195					641	1,195
PANUGMONON										
PELIT										
ROXAS			279	279	9	49			288	328
SALVACION					124	305			124	305
SAN ANTONIO	0	1	870	1,072	72	316			942	1,389
SAN FERNANDO (NOUELAS ORIENTAL)			388	481	18	120			406	601
SAWA			275	275	62	116			337	391
SERUM			0	48	131	142			131	190
SUGCA			58	67	12	12			70	79
SUGPONON			134	134					134	134
SULOD (POB.)										
TINAOGAN	0	159	283	310	0	26			283	495
TINGIB			400	454	52	156			452	610
VILLA AURORA										
(blank)			0	300					0	300
Grand Total	0	160	6,758	8,673	1,188	2,844			7,946	11,677



BASEY - HSWG Partner reporting

Recovery Shelter activities (as of 06-OCT-2014)
Interventions By BARANGAYS & AGENCIES

The data shown below represent the sum of households who have received (HH reached) or who will receive (HH targeted or underway) recovery shelter support by HSWG partner agencies. Numbers reached are those reported to the HSWG by 6th October 2014. The full data set of HSWG data can be found here:

<https://www.sheltercluster.org/Asia/Philippines/Typhoon%20Haiyan%202013/Documents/20141003%20HSWG%20Database%20for%20website.xlsx>

	Temporary Shelter		Repairs & Retrofit		Core House		Permanent House		Total HH Reached	Total HH Target
Barangays & Agency	HH Reached	HH Target	HH Reached	HH Target	HH Reached	HH Target	HH Reached	HH Target		
AMANDAYEHAN			244	383	116	257			360	640
DFID RRF/Habitat for Humanity			124	124					124	124
Order of Malta			0	100	13	120			13	220
Plan International			120	120					120	120
PRC - Spanish Red Cross			0	39	103	137			103	176
ANGLIT			18	26	74	74			92	100
PRC - Spanish Red Cross			18	26	74	74			92	100
BACUBAC			73	139	110	110			183	249
DFID RRF/Habitat for Humanity			20	20					20	20
Plan International			53	53					53	53
PRC - Spanish Red Cross			0	66	110	110			110	176
Balante					0	27			0	27
PRC - ICRC					0	27			0	27
BALOOG			322	322					322	322
DFID RRF/Habitat for Humanity			322	322					322	322
BASIAO			119	132	54	172			173	304
Plan International			96	96					96	96
PRC - Spanish Red Cross			23	36	54	172			77	208
BAYBAY (POB.)			141	141					141	141
Food for the Hungry Philippines			35	35					35	35
Plan International			106	106					106	106
BINONGTU-AN			178	210	47	47			225	257
DFID RRF/Habitat for Humanity			80	80					80	80
Plan International			98	98					98	98
PRC - Spanish Red Cross			0	32	47	47			47	79
BUENAVISTA										
BULAO			205	205	3	61			208	266
DFID RRF/Habitat for Humanity			90	90					90	90
Plan International			115	115					115	115
PRC - ICRC					3	61			3	61
BURGOS										
BUSCADA (POB.)			121	121					121	121
Food for the Hungry Philippines			121	121					121	121
CAMBAYAN			14	14					14	14
DFID RRF/Habitat for Humanity			14	14					14	14
CAN-ABAY			445	445					445	445
DFID RRF/Habitat for Humanity			445	445					445	445
Cancaiyas					0	29			0	29
PRC - ICRC					0	29			0	29
CANMANILA			341	341	2	59			343	400
DFID RRF/Habitat for Humanity			341	341					341	341
PRC - ICRC					2	59			2	59
CATADMAN			136	182	0	91			136	273
Plan International			116	116					116	116
PRC - Spanish Red Cross			0	46	0	91			0	137
TESDA			20	20					20	20
Cogon					0	68			0	68
PRC - ICRC					0	68			0	68

**BASEY - HSWG Partner reporting**

Recovery Shelter activities (as of 06-OCT-2014)

Interventions By BARANGAYS & AGENCIES

The data shown below represent the sum of households who have received (HH reached) or who will receive (HH targeted or underway) recovery shelter support by HSWG partner agencies. Numbers reached are those reported to the HSWG by 6th October 2014. The full data set of HSWG data can be found here:

<https://www.sheltercluster.org/Asia/Philippines/Typhoon%20Haiyan%202013/Documents/20141003%20HSWG%20Database%20for%20website.xlsx>

	Temporary Shelter		Repairs & Retrofit		Core House		Permanent House		Total HH Reached	Total HH Target
Barangays & Agency	HH Reached	HH Target	HH Reached	HH Target	HH Reached	HH Target	HH Reached	HH Target		
DEL PILAR			43	43	8	34			51	77
DFID RRF/Habitat for Humanity			43	43					43	43
PRC - ICRC					8	34			8	34
DOLONGAN			261	261					261	261
DFID RRF/Habitat for Humanity			261	261					261	261
Guintigui-an					0	35			0	35
PRC - ICRC					0	35			0	35
Guirang					26	39			26	39
PRC - ICRC					26	39			26	39
IBA			171	181	83	83			254	264
DFID RRF/Habitat for Humanity			134	134					134	134
PRC - Spanish Red Cross			37	47	83	83			120	130
Inuntan					0	10			0	10
PRC - ICRC					0	10			0	10
LAWA-AN (POB.)			132	267					132	267
Food for the Hungry Philippines			132	267					132	267
Loog					14	47			14	47
PRC - ICRC					14	47			14	47
LOYO (POB.)			130	130					130	130
Food for the Hungry Philippines			130	130					130	130
Mabini					15	58			15	58
PRC - ICRC					15	58			15	58
MAGALLANES			142	178	75	96			217	274
DFID RRF/Habitat for Humanity			107	107					107	107
Plan International			35	35					35	35
PRC - Spanish Red Cross			0	36	75	96			75	132
MANLILINAB										
MAY-IT										
MERCADO (POB.)			46	46					46	46
Food for the Hungry Philippines			46	46					46	46
Mongabong					4	19			4	19
PRC - ICRC					4	19			4	19
NEW SAN AGUSTIN			0	14					0	14
PRC - Spanish Red Cross			0	14					0	14
NOUVELAS OCCIDENTAL			0	35	77	186			77	221
PRC - Spanish Red Cross			0	35	77	186			77	221
OLD SAN AGUSTIN			148	242					148	242
DFID RRF/Habitat for Humanity			148	148					148	148
PRC - Spanish Red Cross			0	94					0	94
PALAYPAY (POB.)			641	1,195					641	1,195
Food for the Hungry Philippines			91	645					91	645
Plan International			550	550					550	550
PANUGMONON										
PELIT										
ROXAS			279	279	9	49			288	328

BASEY - HSWG Partner reporting

Recovery Shelter activities (as of 06-OCT-2014)

Interventions By BARANGAYS & AGENCIES

The data shown below represent the sum of households who have received (HH reached) or who will receive (HH targeted or underway) recovery shelter support by HSWG partner agencies. Numbers reached are those reported to the HSWG by 6th October 2014. The full data set of HSWG data can be found here:

<https://www.sheltercluster.org/Asia/Philippines/Typhoon%20Haiyan%202013/Documents/20141003%20HSWG%20Database%20for%20website.xlsx>

	Temporary Shelter		Repairs & Retrofit		Core House		Permanent House		Total HH Reached	Total HH Target
Barangays & Agency	HH Reached	HH Target	HH Reached	HH Target	HH Reached	HH Target	HH Reached	HH Target		
DFID RRF/Habitat for Humanity			279	279					279	279
PRC - ICRC					9	49			9	49
SALVACION					124	305			124	305
NCCP-ACT ALLIANCE					124	305			124	305
SAN ANTONIO	0	1	870	1,072	72	316			942	1,389
DFID RRF/Habitat for Humanity			409	409					409	409
Order of Malta			0	100	26	230			26	330
Plan International			461	461					461	461
PRC - Spanish Red Cross			0	57	46	86			46	143
Tdh Lausanne	0	1	0	45					0	46
SAN FERNANDO (NOUVELAS ORIENTAL)			388	481	18	120			406	601
Operation Blessing					14	14			14	14
Plan International			388	388					388	388
PRC - Spanish Red Cross			0	93	4	106			4	199
SAWA			275	275	62	116			337	391
DFID RRF/Habitat for Humanity			275	275					275	275
NCCP-ACT ALLIANCE					62	116			62	116
SERUM			0	48	131	142			131	190
NCCP-ACT ALLIANCE					35	41			35	41
PRC - Spanish Red Cross			0	48	96	101			96	149
SUGCA			58	67	12	12			70	79
Plan International			58	58					58	58
PRC - Spanish Red Cross			0	9	12	12			12	21
SUGPONON			134	134					134	134
Plan International			134	134					134	134
SULOD (POB.)										
TINAOGAN	0	159	283	310	0	26			283	495
Plan International			283	283					283	283
PRC - Spanish Red Cross			0	11	0	26			0	37
Tdh Lausanne	0	159	0	16					0	175
TINGIB			400	454	52	156			452	610
DFID RRF/Habitat for Humanity			258	258					258	258
Plan International			142	142					142	142
PRC - Spanish Red Cross			0	54	52	156			52	210
VILLA AURORA										
(blank)			0	300					0	300
Global Communities			0	300					0	300
Grand Total	0	160	6,758	8,673	1,188	2,844			7,946	11,677